

Visual Supports: Stepping Stones to Success

Closing the Gap
Curriculum and AAC
October 20, 2007

Catherine Overtom, SLP
Jeanne Noorisa, Special Educator
Marsye Kaplan, Assistive Technology Team Leader

Baltimore County Public School
Office of Technology in Special Education

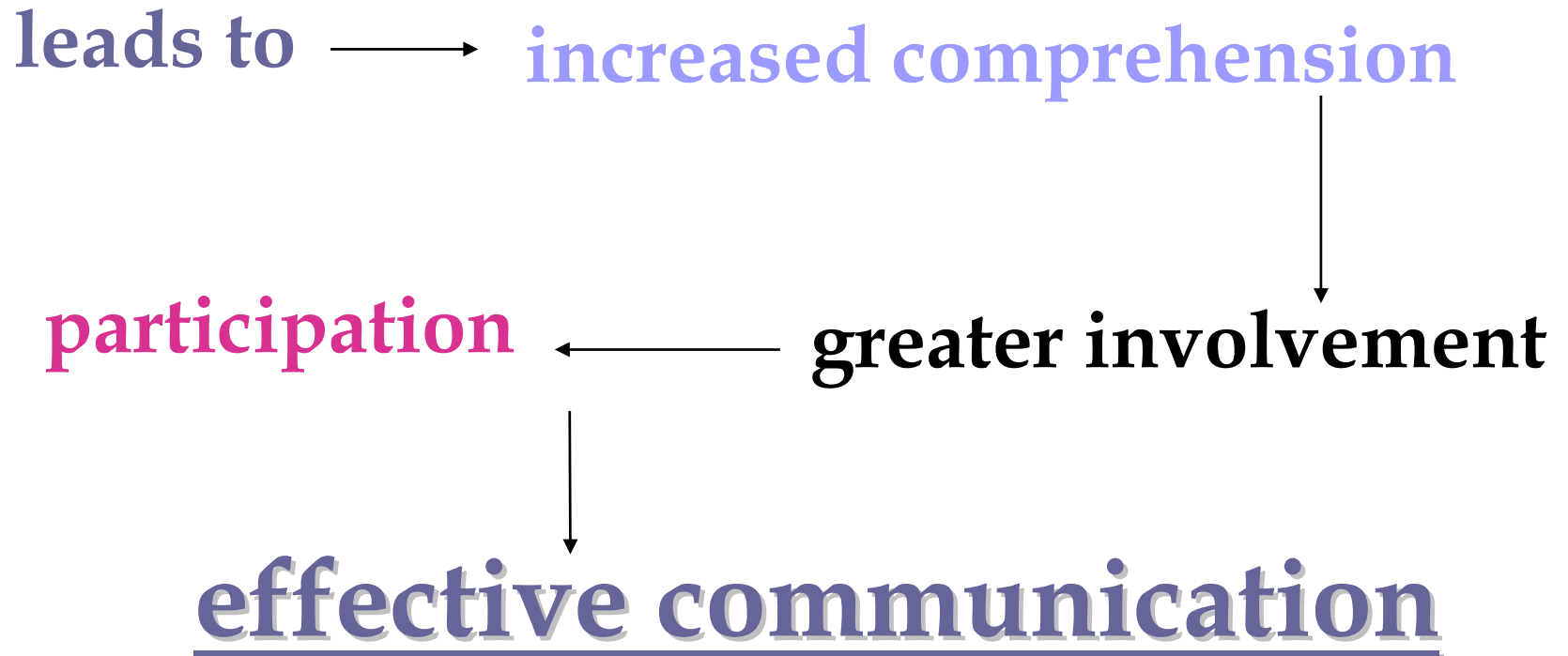
What do we mean by visual strategies?

- Objects
- Photographs
- Icons
- Text



Dalmatian

Visually Supported Communication



Why utilize visual supports and strategies?

■ Pictures

- ☐ Easily recognized
- ☐ Easily understood
- ☐ Universally understood

AAC/ALS

- Minimize gap between comprehension and expression
- Facilitate speech development
- Foster language comprehension
- Organizer of language
- Build literacy skills

Vocabulary Selection

■ Ecological Approach-

- base on the needs of the environment as a whole
- encourage sharing of displays and functional interactive communication

In every place

You want me to say WHAT???

- Oral motor/Articulation
- Vocabulary development
- Expressive language
- Syntax
- Pragmatic language

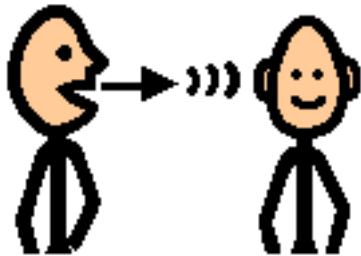
You want me learn WHAT????

- Literacy
- Concept development
- Core content
- Art
- Music

You want me to do WHAT?????


- Play games?
- Get along with HER???!!!!
- Talk to someone?
- Go where and do what?
- Where do I start and when am I done?
- I did do what you asked...I think.

How do we do this?




- Model
- *Wait*
- Model
- Wait
- Except their efforts
 - Have fun!!!!
 -  Laugh!





A tool to use
with
every child!



Contact Information

Marsye Kaplan

mkaplan@bcps.org

Jeanne Noorisa

jnoorisa@bcps.org

Cathy Overtoom

covertoom@bcps.org

<http://www.bcps.org/offices/assitech/default.html>

Special thanks for all of your incredible idea starters:

Linda Burkhart, Caroline Musselwhite, Patti King-Debaun, Barbara Bloomfield, Linda Hodgdon, Libby Rush and all the other creative people we work with.